






Renewals				Performance Measures							Serve High Needs Pop			Project Effectiveness			Criteria		Other	Total			
Agency	Project Name	Rank Tool #	Type	LOS 20 pts	Exits to PH 25 pts	Return to Home 20 pts	New Inc stayer 2.5 pts	New Inc non empty stayer 2.5 pts	New Inc leaver 2.5 pts	Non empl inc leaver 2.5 pts	% Inc at Entry 10 pts	% w disab 10 pts	% from HH 10 pts	Reas Cost 20 pts	Coord Entry 10 pts	Hous First 10 pts	Data Qlty 5 pts	Bed Util 5 pts	Proj Type 1-5 pts	Pts rec	Pts Avail	Adj Pts	%
CAPK	CES (Tier 1)	16	SSO - CES																				100%
KBHRS	HMIS (Tier 1)	2	HMIS																				100%
CSV	HMV	11	PSH	20.00	25.00	20.00	2.50	2.50	2.50	2.50	10.00	10.00	10.00	17	0.00	10.00	5.00	0.00	5.00	141.80	160	145	98%
Flood	Project Home	8	PSH	20.00	25.00	20.00	2.50	2.50	2.50	2.50	8.00	8.00	10.00	20.00	10.00	10.00	5.00	0.00	5.00	151.00	160	155	97%
HACK	Casa Bella	10	PSH	20.00	25.00	20.00	2.00	2.50	2.50	2.50	8.00	8.00	10.00	19	10.00	10.00	5.00	5.00	5.00	154.10	160	160	96%
HACK	PSB	14	PSH	20.00	25.00	20.00	1.00	2.50	1.00	2.50	8.00	6.00	10.00	19	10.00	10.00	5.00	5.00	5.00	149.60	160	160	94%
HACK	Dulce	5	PSH	20.00	25.00	20.00	1.50	2.50	2.50	2.50	4.00	2.00	10.00	20	10.00	10.00	5.00	5.00	5.00	144.80	160	160	91%
GBLA	Law Center	1	SSO	0.00	20.00	20.00	1.50	2.50	2.50	2.50	10.00	8.00	2.00	19	10.00	10.00	5.00	0.00	1.00	114.20	130	130	88%
BHC	Casa Nueva	7	PSH	20.00	25.00	20.00	2.50	2.50	2.50	2.50	4.00	4.00	0.00	20.00	10.00	10.00	5.00	0.00	5.00	133.00	160	155	86%
BHC	Casa Nueva II	9	PSH	20.00	25.00	20.00	2.00	2.50	2.00	2.50	4.00	4.00	0.00	20.00	10.00	10.00	5.00	0.00	5.00	132.00	160	155	85%
CSV	Sebastian	4	PSH	20.00	10.00	20.00	2.50	2.50	2.50	2.50	10.00	6.00	10.00	15	0.00	10.00	5.00	5.00	5.00	125.60	160	150	84%
BHC	Casa Nueva III	15	PSH	20.00	25.00	20.00	2.50	2.50	0.00	2.50	4.00	2.00	0.00	20.00	10.00	10.00	5.00	0.00	5.00	128.50	160	155	83%
Alliance	THP	6	TH	20.00	25.00	20.00	0.00	0.00	2.50	2.50	4.00	0.00	0.00	18.00	10.00	10.00	5.00	5.00	2.00	124.00	160	150	83%
BHC	A Way Home	3	SSO PSH	0.00	15.00	16.00	2.50	2.50	2.50	2.50	8.00	2.00	6.00	20.00	10.00	10.00	5.00	0.00	5.00	107.00	130	130	82%
BHC	RRP	13	RRH	16.00	25.00	20.00	0.00	0.00	2.00	2.50	4.00	2.00	2.00	20.00	10.00	10.00	5.00	5.00	4.00	127.50	160	160	80%
BHC	RRP I	12	RRH	8.00	25.00	20.00	0.00	0.00	1.50	2.50	4.00	2.00	4.00	18	10.00	10.00	5.00	5.00	4.00	119.20	160	160	75%

-  Panel elected to reduce the available points for project since CES was not implemented at the time participants enrolled in project.
-  Governing Board elected to give 5 points for this project.
-  Number did not match with the packet and sliding scale. Used sliding scale numbers/percentages. This increased packet total points available by 5 points per each project.
-  N/A for this project. Points were reduced from overall points available.
-  N/A for this project. Points were reduced from overall points available.

Ranking Panel decided they wanted N/A amounts to be deducted from overall points.

Score is based on the weighted percentage of the points awarded and the adjusted points available.